

Spotlights

99 LED
106 - 107 LED IP44



108 Turn



106 Zyli IP44





⚡ Chrom Metall
 ⚡ Chrome Métal
 ⚡ Chroom Metaal

**Bowl**

A++-A

incl. 1×3,2 W
 298 lm, 2.700 K
 $\sphericalangle 95^\circ$
 230 V
 $\varnothing 90$ $\varnothing 115$ mm
 EAN 4000870 603826
603.82

LED

**Bowl**

A++-A

incl. 2×3,2 W
 2×298 lm, 2.700 K
 $\sphericalangle 95^\circ$
 230 V
 $\varnothing 140$ $\varnothing 275$ $\varnothing 198$ mm
 EAN 4000870 603833
603.83

LED

**Bowl**

A++-A

incl. 3×3,2 W
 3×298 lm, 2.700 K
 $\sphericalangle 95^\circ$
 230 V
 $\varnothing 145$ $\varnothing 485$ $\varnothing 135$ mm
 EAN 4000870 603840
603.84

LED

**Bowl**

A++-A

incl. 4×3,2 W
 4×298 lm, 2.700 K
 $\sphericalangle 95^\circ$
 230 V
 $\varnothing 150$ $\varnothing 690$ $\varnothing 135$ mm
 EAN 4000870 603857
603.85

LED

**Bowl**




A++-A

incl. 6×3,2 W
 6×298 lm, 2.700 K
 $\sphericalangle 95^\circ$
 230 V
 $\varnothing 165$ $\varnothing 1.650$ $\varnothing 135$ mm
 EAN 4000870 603864
603.86

LED





- 🔩 Eisen gebürstet  Metall
- 🔩 Acier brossé  Métal
- 🔩 Staal geborsteld  Metaal

**Slice**

A++-A

incl. 1×4,3 W
 258 lm, 3.000 K
 < 115°
 230 V
 ⌀110 ⇔110 ↗130 mm
 EAN 4000870 603772

603.77**Slice**

A++-A

incl. 2×4,3 W
 2×258 lm, 3.000 K
 < 115°
 230 V
 ⌀92 ⇔280 ↗75 mm
 EAN 4000870 603789

603.78**Slice**

A++-A

incl. 3×4,3 W
 3×258 lm, 3.000 K
 < 115°
 230 V
 ⌀92 ⇔420 ↗75 mm
 EAN 4000870 603796

603.79**Slice**

A++-A

incl. 4×4,3 W
 4×258 lm, 3.000 K
 < 115°
 230 V
 ⌀92 ⇔580 ↗75 mm
 EAN 4000870 603802

603.80**Slice**

A++-A

incl. 4×4,3 W
 4×258 lm, 3.000 K
 < 115°
 230 V
 ⌀110 ø450 mm
 EAN 4000870 603819

603.81



⚙ Weiß matt/Chrom Metall/Acryl
 ⚙ Blanc dépoli/Chrome Métal/Acryl
 ⚙ Wit mat/Chroom Metaal/Acryl



Clear A++-A

incl. 1x4,3 W
409 lm, 3.000 K
230 V

⌀90 ⇔130 ⌀80 mm
EAN 4000870 666623

666.62 new

LED



Clear A++-A

incl. 2x4,3 W
2x409 lm, 3.000 K
230 V

⌀140 ⇔305 ⌀80 mm
EAN 4000870 666630

666.63 new

LED



Clear A++-A

incl. 3x4,3 W
3x409 lm, 3.000 K
230 V

⌀140 ⇔485 ⌀80 mm
EAN 4000870 666647

666.64 new

LED



Clear A++-A

incl. 4x4,3 W
4x409 lm, 3.000 K
230 V

⌀150 ⇔785 ⌀90 mm
EAN 4000870 666654

666.65 new

LED



⚙ Alu gebürstet/Chrom Metall/Acryl
 ⚙ Alu brossé/Chrome Métal/Acryl
 ⚙ Alu geborsteld/Chroom Metaal/Acryl



Hemisphere A++-A

incl. 1x4,5 W
439 lm, 3.000 K
≤ 120°
230 V

⌀80 ⇔178 ⌀130 mm
EAN 4000870 666302

666.30 new

LED
On/Off



Hemisphere A++-A

incl. 2x4,5 W
2x439 lm, 3.000 K
≤ 120°
230 V

⌀130 ⇔310 ⌀80 mm
EAN 4000870 666319

666.31 new

LED



Hemisphere A++-A

incl. 3x4,5 W
3x439 lm, 3.000 K
≤ 120°
230 V

⌀130 ⇔470 ⌀80 mm
EAN 4000870 666326

666.32 new

LED



Hemisphere A++-A

incl. 4x4,5 W
4x439 lm, 3.000 K
≤ 120°
230 V

⌀130 ⇔250 ⌀250 mm
EAN 4000870 666333

666.33 new

LED



Nickel Metall/Acryl
 Nickel Métal/Acryl
 Nikkel Metaal/Acryl



Squarelense A++-A
 incl. 1x3,2 W
 343 lm, 3.000 K
 230 V
 ⌀86 ⇄140 ⌀85 mm
 EAN 4000870 666500
666.50 new

Squarelense A++-A
 incl. 2x3,2 W
 2x343 lm, 3.000 K
 230 V
 ⌀95 ⇄230 ⌀80 mm
 EAN 4000870 666517
666.51 new

Squarelense A++-A
 incl. 3x3,2 W
 3x343 lm, 3.000 K
 230 V
 ⌀95 ⇄380 ⌀80 mm
 EAN 4000870 666524
666.52 new

Squarelense A++-A
 incl. 4x3,2 W
 4x343 lm, 3.000 K
 230 V
 ⌀95 ⇄250 ⌀250 mm
 EAN 4000870 666531
666.53 new



Chrom Metall
 Chrome Métal
 Chroom Metaal



Mic A++-A
 incl. 1x4,5 W
 489 lm, 3.000 K
 < 110°
 230 V
 ⌀80 ⇄140 ⌀160 mm
 EAN 4000870 666425
666.42 new

Mic A++-A
 incl. 2x4,5 W
 2x489 lm, 3.000 K
 < 110°
 230 V
 ⌀160 ⇄280 ⌀80 mm
 EAN 4000870 666432
666.43 new

Mic A++-A
 incl. 3x4,5 W
 3x489 lm, 3.000 K
 < 110°
 230 V
 ⌀160 ⇄430 ⌀80 mm
 EAN 4000870 666449
666.44 new

Mic A++-A
 incl. 4x4,5 W
 4x489 lm, 3.000 K
 < 110°
 230 V
 ⌀160 ⇄250 ⌀250 mm
 EAN 4000870 666456
666.45 new



⌘ Chrom/Klar ⌘ Metall/Acryl
 ⌘ Chrome/Clair ⌘ Métal/Acryl
 ⌘ Chroom/Helder ⌘ Metaal/Acryl


Window A++-A

incl. 1x5 W
 381 lm, 3.000 K
 230 V
 ⌀130 ⇄80 ⌀80 mm
 EAN 4000870 666661

666.66 new

LED



On/Off


Window A++-A

incl. 2x5 W
 2x381 lm, 3.000 K
 230 V
 ⌀90 ⇄305 ⌀80 mm
 EAN 4000870 666678

666.67 new

LED



On/Off


Window A++-A

incl. 3x5 W
 3x381 lm, 3.000 K
 230 V
 ⌀90 ⇄485 ⌀80 mm
 EAN 4000870 666685

666.68 new

LED



On/Off


Window A++-A

incl. 4x5 W
 4x381 lm, 3.000 K
 230 V
 ⌀100 ⇄785 ⌀90 mm
 EAN 4000870 666692

666.69 new

LED



On/Off



⌘ Weiß matt/Chrom ⌘ Metall
 ⌘ Blanc dépoli/Chrome ⌘ Métal
 ⌘ Wit mat/Chroom ⌘ Metaal


Frame A++-A

incl. 1x4,5 W
 468 lm, 3.000 K
 $\sphericalangle 110^\circ$
 230 V
 ⌀140 ⇄88 ⌀131 mm
 EAN 4000870 666388

666.38 new

LED



On/Off


Frame A++-A

incl. 2x4,5 W
 2x468 lm, 3.000 K
 $\sphericalangle 110^\circ$
 230 V
 ⌀131 ⇄280 ⌀100 mm
 EAN 4000870 666395

666.39 new

LED



On/Off


Frame A++-A

incl. 3x4,5 W
 3x468 lm, 3.000 K
 $\sphericalangle 110^\circ$
 230 V
 ⌀131 ⇄430 ⌀100 mm
 EAN 4000870 666401

666.40 new

LED



On/Off


Frame A++-A

incl. 4x4,5 W
 4x468 lm, 3.000 K
 $\sphericalangle 110^\circ$
 230 V
 ⌀131 ⇄250 ⌀250 mm
 EAN 4000870 666418

666.41 new

LED



On/Off



🌀 Weiß/Chrom 📏 Metall
🌀 Blanc/Chrome 📏 Métal
🌀 Wit/Chroom 📏 Metaal



Launcher

A++-A

incl. 1x4,5 W
 413 lm, 3.000 K
 \sphericalangle 110°
 230 V
 ⌀140 ⇄80 ⌀98 mm
 EAN 4000870 666340



666.34 new



Launcher

A++-A

incl. 2x4,5 W
 2x413 lm, 3.000 K
 \sphericalangle 110°
 230 V
 ⌀98 ⇄280 ⌀80 mm
 EAN 4000870 666357



666.35 new



Launcher

A++-A

incl. 3x4,5 W
 3x413 lm, 3.000 K
 \sphericalangle 110°
 230 V
 ⌀98 ⇄430 ⌀80 mm
 EAN 4000870 666364



666.36 new



Launcher

A++-A

incl. 4x4,5 W
 4x413 lm, 3.000 K
 \sphericalangle 110°
 230 V
 ⌀98 ⇄250 ⌀250 mm
 EAN 4000870 666371



666.37 new



🌀 Chrom 📏 Metall/Acryl
🌀 Chrome 📏 Métal/Acryl
🌀 Chroom 📏 Metaal/Acryl



Pole

A++-A

incl. 1x4,2 W
 499 lm, 3.000 K
 230 V
 ⌀160 ⇄75 ⌀166 mm
 EAN 4000870 666548



666.54 new



Pole

A++-A

incl. 2x4,2 W
 2x499 lm, 3.000 K
 230 V
 ⌀171 ⇄310 ⌀75 mm
 EAN 4000870 666555



666.55 new



Pole

A++-A

incl. 3x4,2 W
 3x499 lm, 3.000 K
 230 V
 ⌀171 ⇄444 ⌀75 mm
 EAN 4000870 666562



666.56 new



Pole

A++-A

incl. 4x4,2 W
 4x499 lm, 3.000 K
 230 V
 ⌀171 ⇄282 ⌀282 mm
 EAN 4000870 666579



666.57 new



⚙ Chrom Metall
 ⚙ Chrome Métal
 ⚙ Chroom Metaal

**Egg LED**

A++-A

incl. 1x4,2 W
490 lm, 2.700 K
230 V

⌀148 ⇄100 ⚙100 mm
EAN 4000870 603284

603.28 new

LED



On/Off

**Egg LED**

A++-A

incl. 2x4,2 W
2x490 lm, 2.700 K
230 V

⌀170 ⇄320 ⚙100 mm
EAN 4000870 603291

603.29 new

LED

**Egg LED**

A++-A

incl. 3x4,2 W
3x490 lm, 2.700 K
230 V

⌀170 ⇄530 ⚙100 mm
EAN 4000870 603307

603.30 new

LED

**Egg LED**

A++-A

incl. 4x4,2 W
4x490 lm, 2.700 K
230 V

⌀170 ⇄674 ⚙100 mm
EAN 4000870 603314

603.31 new

LED



⚙ Nickel Metall
 ⚙ Nickel Métal
 ⚙ Nikkel Metaal

**Tumbler**

A++-A

incl. 1x4,5 W
318 lm, 3.000 K
230 V

⌀130 ⇄152 ⚙80 mm
EAN 4000870 666586

666.58 new

LED



On/Off

**Tumbler**

A++-A

incl. 2x4,5 W
2x318 lm, 3.000 K
230 V

⌀146 ⇄303 ⚙85 mm
EAN 4000870 666593

666.59 new

LED

**Tumbler**

A++-A

incl. 3x4,5 W
3x318 lm, 3.000 K
230 V

⌀146 ⇄505 ⚙85 mm
EAN 4000870 666609

666.60 new

LED

**Tumbler**

A++-A

incl. 4x4,5 W
4x318 lm, 3.000 K
230 V

⌀146 ⇄731 ⚙100 mm
EAN 4000870 666616

666.61 new

LED



🔗 Chrom 🔗 Metall
🔗 Chrome 🔗 Métal
🔗 Chroom 🔗 Metaal

💡 283.38
 284.46



Lagoon ⏪ A++-E
 max. 10 W, G9
 230 V
 ⤴104 ⤵100 ⤶104 mm
 EAN 4000870 666463
666.46 new

Lagoon ⏪ A++-E
 max. 2×10 W, G9 + incl. 1x5 W
 1×497 lm, 3.000 K
 230 V
 ⤴75 ⤵350 ⤶150 mm
 EAN 4000870 666470
666.47 new

Lagoon ⏪ A++-E
 max. 3×10 W, G9 + incl. 1x5 W
 1×497 lm, 3.000 K
 230 V
 ⤴75 ⤵845 ⤶155 mm
 EAN 4000870 666494
666.49 new

Lagoon ⏪ A++-E
 max. 4×10 W, G9 + incl. 1x5 W
 1×497 lm, 3.000 K
 230 V
 ⤴115 ⌀290 mm
 EAN 4000870 666487
666.48 new



🔗 Weiß/Chrom 🔗 Metall
🔗 Blanc/Chrome 🔗 Métal
🔗 Wit/Chroom 🔗 Metaal

💡 282.99
 283.00



Zyli IP44 ⏪ A++-E
 max. 10 W, GU10
 230 V
 ⌀100 ⤶110 mm
 EAN 4000870 667101
667.10 new

Zyli IP44 ⏪ A++-E
 max. 2×10 W, GU10
 230 V
 ⤴110 ⤵400 ⤶70 mm
 EAN 4000870 667118
667.11 new

Zyli IP44 ⏪ A++-E
 max. 3×10 W, GU10
 230 V
 ⤴110 ⤵600 ⤶70 mm
 EAN 4000870 667132
667.13 new

Zyli IP44 ⏪ A++-E
 max. 3×10 W, GU10
 230 V
 ⤴110 ⌀250 mm
 EAN 4000870 667125
667.12 new



Wei/Chrom Metall
Blanc/Chrome Mtal
Wit/Chroom Metaal

282.99
283.00

**Drop IP44**

A++-E

max. 10 W, GU10
230 V
⌀123 ⌀100 ⌀165 mm
EAN 4000870 667149

667.14 new**Drop IP44**

A++-E

max. 2×10 W, GU10
230 V
⌀165 ⇔350 ⌀65 mm
EAN 4000870 667156

667.15 new**Drop IP44**

A++-E

max. 3×10 W, GU10
230 V
⌀165 ⌀250 mm
EAN 4000870 667156

667.16 new

Wei/Chrom Metall
Blanc/Chrome Mtal
Wit/Chroom Metaal

282.99
283.00

**Tube IP44**

A++-E

max. 10 W, GU10
230 V
⌀138 ⌀100 ⌀94 mm
EAN 4000870 667170

667.17 new**Tube IP44**

A++-E

max. 2×10 W, GU10
230 V
⌀94 ⇔350 ⌀65 mm
EAN 4000870 667187

667.18 new**Tube IP44**

A++-E

max. 3×10 W, GU10
230 V
⌀94 ⌀250 mm
EAN 4000870 667194

667.19 new



Wei/Chrom Metall/Kunststoff
 Blanc/Chrome Mtal/Matire plastique
 Wit/Chroom Metaal/Kunststof

283.00
 284.34
 500.14
 500.15
 500.21



Turn A++-E
 max. 10 W, GU10
 230 V
 140 ⇄ 98 150 mm
 EAN 4000870 666746
666.74 new

Turn A++-E
 max. 2×10 W, GU10
 230 V
 140 ⇄ 400 98 mm
 EAN 4000870 666753
666.75 new

Turn A++-E
 max. 4×10 W, GU10
 230 V
 140 ⇄ 680 98 mm
 EAN 4000870 666760
666.76 new



Schwarz/Chrom Metall/Kunststoff
 Noir/Chrome Mtal/Matire plastique
 Zwart/Chroom Metaal/Kunststof

283.00
 284.34
 500.14
 500.15
 500.21



Turn A++-E
 max. 10 W, GU10
 230 V
 140 ⇄ 98 150 mm
 EAN 4000870 666708
666.70 new

Turn A++-E
 max. 2×10 W, GU10
 230 V
 140 ⇄ 400 98 mm
 EAN 4000870 666715
666.71 new

Turn A++-E
 max. 4×10 W, GU10
 230 V
 140 ⇄ 680 98 mm
 EAN 4000870 666722
666.72 new



⚡ Chrom matt/Opal 📐 Metall/Glas
 ⚡ Chrome mat/Opale 📐 Métal/Verre
 ⚡ Chroom mat/Opaal 📐 Metaal/Glas

💡 282.86
 284.34



WolbaLED ⏪ A++-E
 max. 10 W, GU10
 230 V
 ⚡105 ⇄100 ⚡105 mm
 EAN 4000870 666821
666.82 new



WolbaLED ⏪ A++-E
 max. 2×10 W, GU10
 230 V
 ⚡105 ⇄275 ⚡60 mm
 EAN 4000870 666838
666.83 new



WolbaLED ⏪ A++-E
 max. 4×10 W, GU10
 230 V
 ⚡105 ⇄210 ⚡210 mm
 EAN 4000870 666845
666.84 new

WolbaLED ⏪ A++-E
 max. 6×10 W, GU10
 230 V
 ⚡170 ⇄1.660 ⚡55 mm
 EAN 4000870 666852
666.85 new



⚡ Chrom/Satin 📐 Metall/Glas
 ⚡ Chrome/Satiné 📐 Métal/Verre
 ⚡ Chroom/Satijn 📐 Metaal/Glas

💡 284.46



Yasmin ⏪ A++-E
 max. 10 W, G9
 230 V
 ⌀80 ⚡155 mm
 EAN 4000870 666906
666.90 new



Yasmin ⏪ A++-E
 max. 3×10 W, G9
 230 V
 ⚡140 ⌀280 mm
 EAN 4000870 666913
666.91 new



Yasmin ⏪ A++-E
 max. 4×10 W, G9
 230 V
 ⚡145 ⇄715 ⚡100 mm
 EAN 4000870 666920
666.92 new



🔗 Chrom 🔗 Metall
🔗 Chrome 🔗 Métal
🔗 Chroom 🔗 Metaal

⚡ 283.00
 284.34
 500.14
 500.15
 500.21



Rondo ⏪ A++-E ⏩
 max. 10 W, GU10
 230 V
 ⚡105 ⇄100 ⚡120 mm
 EAN 4000870 666784
666.78 new



Rondo ⏪ A++-E ⏩
 max. 2×10 W, GU10
 230 V
 ⚡120 ⇄260 ⚡75 mm
 EAN 4000870 666791
666.79 new



Rondo ⏪ A++-E ⏩
 max. 3×10 W, GU10
 230 V
 ⚡120 ⇄420 ⚡75 mm
 EAN 4000870 666807
666.80 new



Rondo ⏪ A++-E ⏩
 max. 4×10 W, GU10
 230 V
 ⚡120 ⚡220 mm
 EAN 4000870 666814
666.81 new



🔗 Nickel satiniert 🔗 Metall
🔗 Nickel satiné 🔗 Métal
🔗 Nikkel gesatineerd 🔗 Metaal

⚡ 283.00
 284.34
 500.14
 500.15
 500.21



Meli ⏪ A++-E ⏩
 max. 10 W, GU10
 230 V
 ⚡100 ⇄100 ⚡160 mm
 EAN 4000870 666869
666.86 new



Meli ⏪ A++-E ⏩
 max. 2×10 W, GU10
 230 V
 ⚡160 ⇄260 ⚡55 mm
 EAN 4000870 666876
666.87 new



Meli ⏪ A++-E ⏩
 max. 3×10 W, GU10
 230 V
 ⚡160 ⇄400 ⚡55 mm
 EAN 4000870 666883
666.88 new



Meli ⏪ A++-E ⏩
 max. 4×10 W, GU10
 230 V
 ⚡160 ⇄600 ⚡55 mm
 EAN 4000870 666890
666.89 new



⚡ Chrom Metall
 ⚡ Chrome Métal
 ⚡ Chroom Metaal

⚡ 283.00
 284.34
 500.14
 500.15
 500.21



Zyl0

max. 10 W, GU10
 230 V
 ⚡100 ⇄100 ⚡132 mm
 EAN 4000870 666937

666.93 new



Zyl0

max. 2×10 W, GU10
 230 V
 ⚡132 ⇄260 ⚡55 mm
 EAN 4000870 666944

666.94 new



Zyl0

max. 3×10 W, GU10
 230 V
 ⚡132 ⇄400 ⚡55 mm
 EAN 4000870 666951

666.95 new



Zyl0

max. 4×10 W, GU10
 230 V
 ⚡132 ⇄695 ⚡70 mm
 EAN 4000870 666968

666.96 new



⚡ Nickel gebürstet Metall
 ⚡ Nickel brossé Métal
 ⚡ Nikkel geborsteld Metaal

⚡ 284.10
 284.34
 500.14
 500.15
 500.21



Georgia

max. 10 W, GU10
 230 V
 ⚡125 ⇄55 ⚡75 mm
 EAN 4000870 667064

667.06 new



Georgia

max. 2×10 W, GU10
 230 V
 ⚡100 ⇄396 ⚡55 mm
 EAN 4000870 667071

667.07 new



Georgia

max. 3×10 W, GU10
 230 V
 ⚡100 ⇄600 ⚡55 mm
 EAN 4000870 667088

667.08 new



Georgia

max. 4×10 W, GU10
 230 V
 ⚡100 ⇄675 ⚡55 mm
 EAN 4000870 667095

667.09 new





Nickel satiniert Metall
 Nickel satiné Métal
 Nikkel gesatineerd Metaal

284.10
 284.34
 500.14
 500.15
 500.21



Teja A++-E
 max. 10 W, GU10
 230 V
 ⌀100 ⇄52 ⌀120 mm
 EAN 4000870 666982
666.98 new



Teja A++-E
 max. 2×10 W, GU10
 230 V
 ⌀120 ⇄308 ⌀52 mm
 EAN 4000870 666999
666.99 new



Teja A++-E
 max. 3×10 W, GU10
 230 V
 ⌀120 ⇄500 ⌀52 mm
 EAN 4000870 667002
667.00 new



Teja A++-E
 max. 4×10 W, GU10
 230 V
 ⌀120 ⇄250 ⌀250 mm
 EAN 4000870 667019
667.01 new



Teja Flex A++-E
 max. 10 W, GU10
 230 V
 ⌀100 ⇄52 ⌀350 mm
 EAN 4000870 666975
666.97 new




Weiß Metall
 Blanc Métal
 Wit Metaal

284.10
 284.34
 500.14
 500.15
 500.21



Teja A++-E
 max. 10 W, GU10
 230 V
 ⌀100 ⇄52 ⌀120 mm
 EAN 4000870 667026
667.02 new



Teja A++-E
 max. 2×10 W, GU10
 230 V
 ⌀120 ⇄308 ⌀52 mm
 EAN 4000870 667033
667.03 new



Teja A++-E
 max. 3×10 W, GU10
 230 V
 ⌀120 ⇄500 ⌀52 mm
 EAN 4000870 667040
667.04 new



Teja A++-E
 max. 4×10 W, GU10
 230 V
 ⌀120 ⇄250 ⌀250 mm
 EAN 4000870 667057
667.05 new



⚡ Nickel gebürstet Metall/Glas
 ⚡ Nickel brossé Métal/Verre
 ⚡ Nikkel geborsteld Metaal/Glas

💡 283.38



Helix

A++-E


incl. 1x2,2 W, G9, A++
 200 lm, 2.700 K
 230 V
 ⚡127 ⌀90 ↗110 mm
 EAN 4000870 601983

601.98

LED



On/Off



Helix

A++-E

incl. 2x2,2 W, G9, A++
 2x200 lm, 2.700 K
 230 V
 ⚡130 ⇔365 ↗90 mm
 EAN 4000870 601990

601.99

LED



Helix

A++-E

incl. 3x2,2 W, G9, A++
 3x200 lm, 2.700 K
 230 V
 ⚡135 ⇔525 ↗90 mm
 EAN 4000870 602003

602.00

LED



Helix

A++-E

incl. 4x2,2 W, G9, A++
 4x200 lm, 2.700 K
 230 V
 ⚡120 ⌀220 mm
 EAN 4000870 601624

601.62

LED



⚡ Weiß/Chrom Metall
 ⚡ Blanc/Chrome Métal
 ⚡ Wit/Chroom Metaal

💡 283.38
 284.46



LED Double

A++-E

incl. 1x2,2 W, G9, A++
 200 lm, 2.700 K
 230 V
 ⚡108 ⇔100 ↗100 mm
 EAN 4000870 666180

666.18 new

LED



On/Off



LED Double

A++-E

incl. 2x2,2 W, G9, A++
 2x200 lm, 2.700 K
 230 V
 ⚡118 ⇔364 ↗100 mm
 EAN 4000870 666197

666.19 new

LED



LED Double

A++-E

incl. 3x2,2 W, G9, A++
 3x200 lm, 2.700 K
 230 V
 ⚡118 ⇔604 ↗100 mm
 EAN 4000870 666203

666.20 new

LED



LED Double

A++-E

incl. 4x2,2 W, G9, A++
 4x200 lm, 2.700 K
 230 V
 ⚡118 ⇔704 ↗100 mm
 EAN 4000870 666210

666.21 new

LED

